






Lutz Drum and Container Pumps

Pump tube HC (Hastelloy C) for highly corrosive chemicals

Product detail	Pump tube	HC-SL				
	Type of impeller:	Impeller	Rotor			
	Category 1 / 2 (acc. to ATEX)	yes	yes			
	Immersion tube diameter:	up to mm	42	42		
	Temperature of medium:	up to °C	120	120		
	Material:	Pump tube Impeller/Rotor	HC ETFE	HC ETFE		
	Hose connection:	Nominal diameter mm Outer thread	19-32 G 1 1/4	19-32 G 1 1/4		
	Length: 1000 mm***	Order No.	0162-204	0162-201		
	Length: 1200 mm***	Order No.	0162-205	0162-202		
Choice of motors		Operating data				
	MI 4	MI 4-E	Characteristic curve no.	501	500	
	-	with speed controller	Flow rate* up to l/min.	117	210	
	Output: 500 W	500 W	Delivery head* up to mWS	19	10	
	Voltage: 230 V	230 V	Viscosity** up to mPas	500	350	
Order No.	0030-000	0030-001	Density:**** up to kg/dm ³	1.4	1.1	
	MA II 3		Characteristic curve no.	503	502	
	Output: 460 W	460 W	Flow rate* up to l/min.	95	178	
	Voltage: 230 V	230 V	Delivery head* up to mWS	14	9	
	LVR.: no	yes	Viscosity** up to mPas	350	200	
	Order No.	0060-000	0060-008	Density:**** up to kg/dm ³	1.6	1.2
	MA II 5	MA II 5	MA II 5 S	Characteristic curve no.	505	504
	Output: 575 W	575 W	575 W	Flow rate* up to l/min.	100	190
	Voltage: 230 V	230 V	230 V	Delivery head* up to mWS	16	10
	LVR.: no	yes	no	Viscosity** up to mPas	700	550
	Order No.	0060-001	0060-009	0060-091	Density:**** up to kg/dm ³	1.8
<p>Low-voltage release (LVR.): Prevents the pump from starting up again without warning after a power failure. It is recommended when pumping hazardous liquids.</p>	MA II 7		Characteristic curve no.	507	506	
	Output: 795 W	795 W	Flow rate* up to l/min.	115	210	
	Voltage: 230 V	230 V	Delivery head* up to mWS	20	13	
	LVR.: no	yes	Viscosity** up to mPas	500	400	
Order No.	0060-002	0060-010	Density:**** up to kg/dm ³	1.9	1.4	
	MD1xL	MD2xL	Characteristic curve no.	509	508	
	Output: 1000 W	1000 W	Flow rate* up to l/min.	124	276	
	Operating pressure: 6 bar	6 bar	Delivery head* up to mWS	35	20	
	Order No.	0004-725	0004-735	Viscosity** up to mPas	1000	1000
	B4/GT		Characteristic curve no.	511	510	
	Output: 750 W	750 W	Flow rate* up to l/min.	100	180	
	Voltage: 230/400 V	230/400 V	Delivery head* up to mWS	12	13	
	Protection switch no	yes	Viscosity** up to mPas	500	400	
Order No.	0004-050	0004-052	Density:**** up to kg/dm ³	2.2	2.0	
			Weight (kg) Motor + pump tube	16.2	16.2	

* Determined with water at 20 °C
** Determined with oil

*** Special lengths 200–2500 mm on request

**** Determined with 3 m hose 3/4" and open nozzle 3/4". Higher densities possible for shorter operating periods.

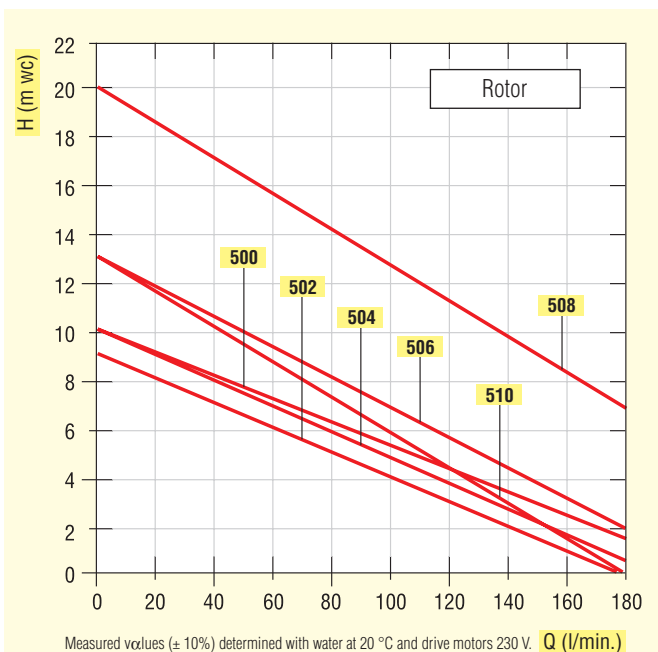
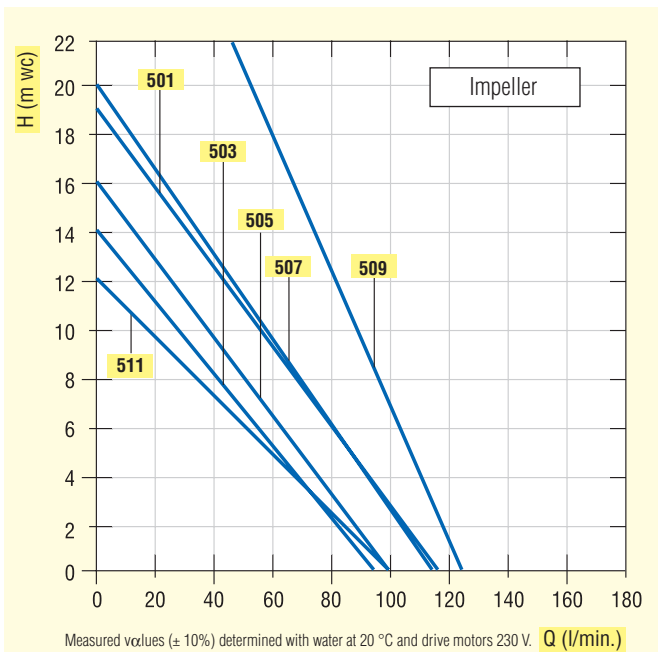
Special voltages and frequencies on request.

Pump Tube HC (Hastelloy C)

for highly corrosive chemicals


Materials (coming into contact with the pumped medium):

Version:	SL
Housing:	HC-22 (2.4602)
Impeller/Rotor:	ETFE
Seals:	FPM (FEP coated)
Bearing:	ETFE, Carbon
Drive shaft:	HC-4 (2.4610)



Please remember that the flow rate is reduced as the **viscosity** increases. The **density** of the pumped liquid similarly affects the flow rate, though to a lesser extent.

Accessories
hose connection
see page 83



Suitable range of accessories
see pages 80-96